

company

profile

~
IÑSULÆ
~
ARCHITETTURA
INTEGRATA

Architecture between landscape, construction and territory

Company Overview

INSULÆ S.r.l. is an architecture and engineering company based in Palermo, Italy, providing architectural design, construction management and project coordination services.

The company supports private clients, engineering companies and developers in the development and delivery of complex architectural projects, integrating design expertise with technical control of construction processes. INSULÆ operates with a multidisciplinary approach that combines architectural design, construction management and safety coordination, enabling the firm to oversee the entire project lifecycle, from initial analysis and design to construction and final completion.



Architecture between landscape, construction and territory

INSULÆ in Numbers

250+



RETAIL CONSTRUCTION SITES
MANAGED

25+ years



PROFESSIONAL EXPERIENCE IN
ARCHITECTURE AND
CONSTRUCTION MANAGEMENT

3 regions of
operation



SICILY · SARDINIA · CALABRIA



ISO 9001



QUALITY MANAGEMENT SYSTEM

Multidisciplinary
services

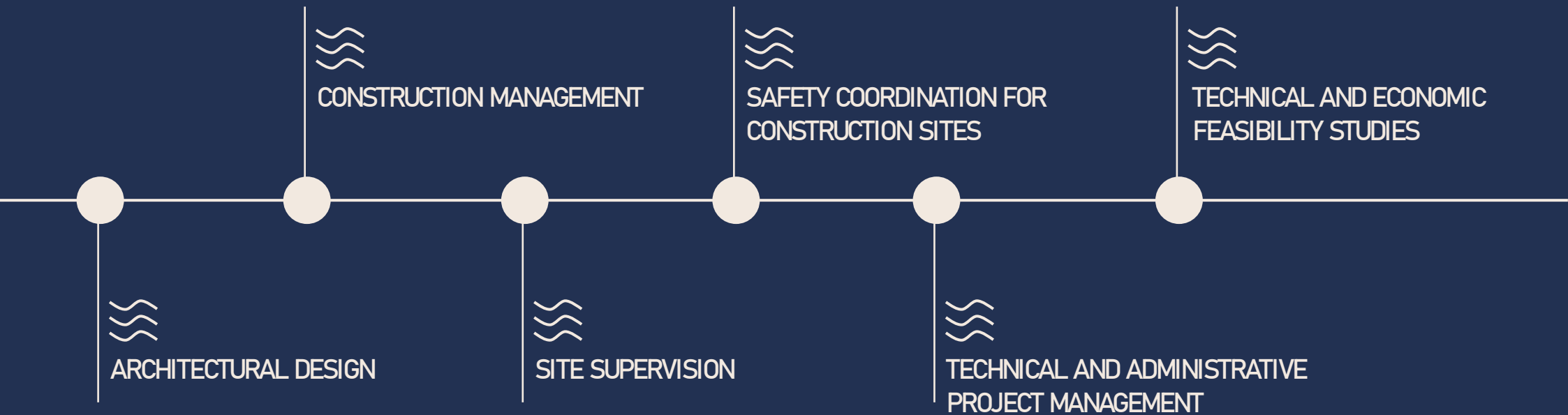


ARCHITECTURE · CONSTRUCTION
MANAGEMENT · SAFETY
COORDINATION · LANDSCAPE



Areas of Activity

INSULÆ operates in several fields related to architectural design and construction management, including:



Retail Construction

INSULÆ has developed extensive experience in the construction and refurbishment of retail spaces, having managed more than 250 retail construction sites across Southern Italy.

The firm has worked for major national and international retail brands, providing services including:

ARCHITECTURAL
DESIGN

CONSTRUCTION
MANAGEMENT

SITE SUPERVISION

SAFETY
COORDINATION

This experience has enabled INSULÆ to develop strong operational capabilities in managing projects characterized by tight construction schedules, high-quality standards and complex coordination between contractors, suppliers and clients.

Luxury Retail – Taormina

In the luxury retail sector, INSULÆ has collaborated with **ESA Engineering**, operating as local architect in Taormina for projects developed for international luxury brands such as:

Dior

FENDI

LV

Within these projects INSULÆ carried out:



CONSTRUCTION
MANAGEMENT



SAFETY COORDINATION
FOR CONSTRUCTION
ACTIVITIES



SITE SUPERVISION


The projects were implemented in highly sensitive historic and architectural contexts, such as the historic centre of Taormina.



Local Architect

INSULÆ acts as local architectural coordinator for the project, supporting the interaction between the international design team and the Italian regulatory framework.

The activities include:



COORDINATION WITH THE
APPOINTED DESIGN TEAM



REVIEW AND
ORGANIZATION OF
PROJECT DOCUMENTATION
PREPARED BY THE
DESIGNERS



SUPPORT TO THE
STRUCTURING OF
DOCUMENTATION REQUIRED
FOR ADMINISTRATIVE
PROCEDURES



COORDINATION OF
INFORMATION FLOWS
BETWEEN CONSULTANTS
AND LOCAL AUTHORITIES.

Valledolmo Agricultural Exhibition Center



Technical and economic feasibility study for a territorial infrastructure aimed at supporting agricultural production chains and promoting the development of inland rural areas.

The project was conceived as a territorial system capable of connecting local enterprises, institutions and communities.



LAND – Social Agricultural Enterprise

Experimental project exploring new relationships between:



SUSTAINABLE
AGRICULTURE



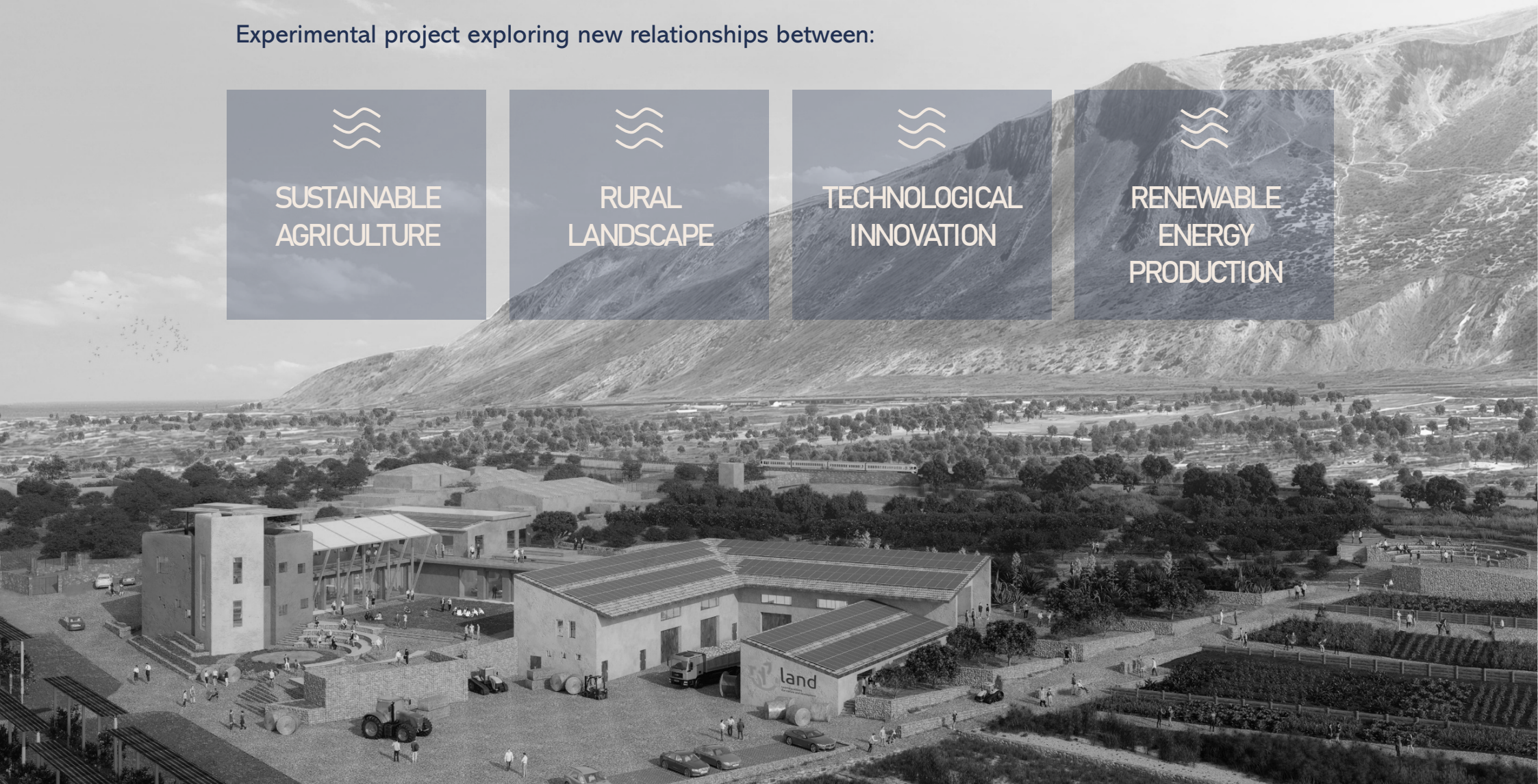
RURAL
LANDSCAPE



TECHNOLOGICAL
INNOVATION



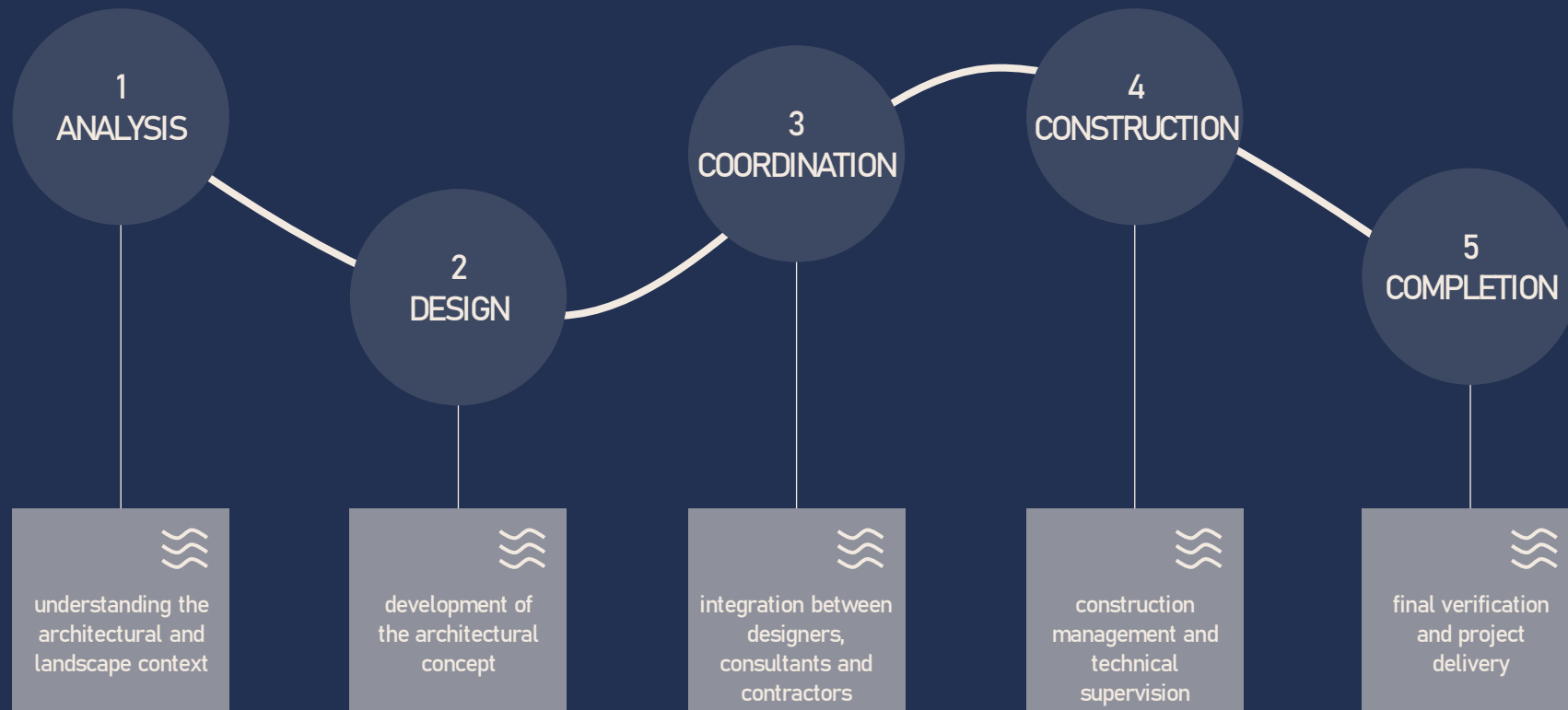
RENEWABLE
ENERGY
PRODUCTION



INSULÆ Method

INSULÆ approaches each project through an integrated process that combines design development, technical construction control and multidisciplinary coordination.

The working method is structured in five main phases:



ESG – Environmental Social Governance

INSULÆ integrates ESG principles into its professional activities, promoting environmentally responsible design, territorial development and transparent management processes.

ENVIRONMENTAL



attention to the relationship between architecture, landscape and sustainable transformation of territories

SOCIAL



projects aimed at supporting local communities and territorial development

GOVERNANCE



structured organisational processes supported by an ISO 9001 quality management system



”

Mariano Genovese

Architect

During his professional career he has developed significant experience in architectural design, construction management and the coordination of complex building projects.

Alongside his professional practice, he collaborates with the Department of Architecture of the University of Palermo in research and educational activities focused on landscape architecture, sustainability and territorial regeneration.



Via Leonardo da Vinci, 58 – 90145, Palermo

0919767946

info@insulaesrl.it

www.insulaesrl.it